


Change Pump Drive Gear Case Oil

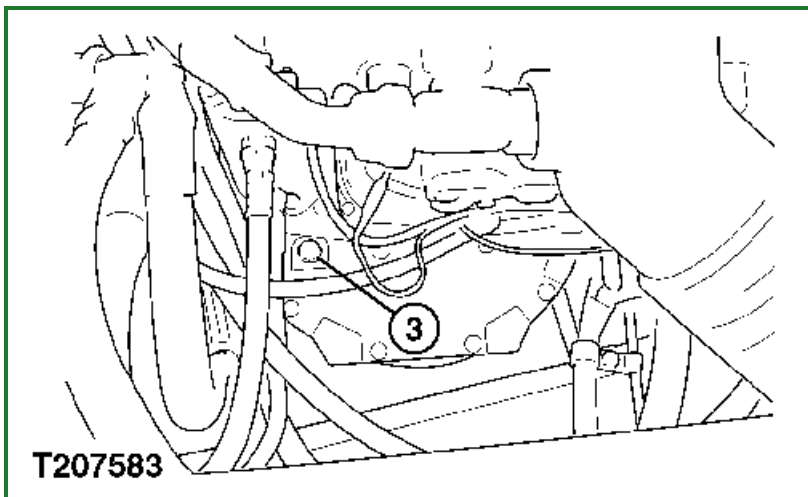
1.

CAUTION:

Avoid injury from hot oil. Gear oil may be hot immediately after operation. Wait for gear oil to cool before starting any maintenance.



TX1025417A-UN: 190DW Shown



T207583-UN: 190DW—Right Compartment

LEGEND:

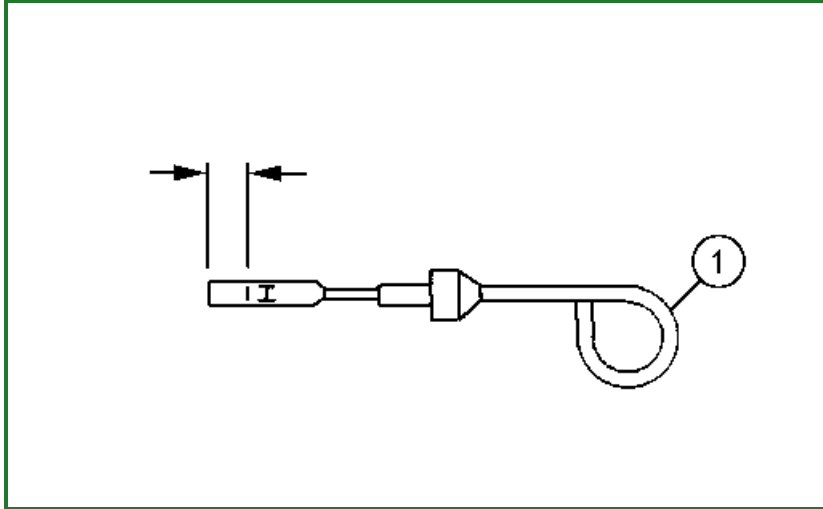
- 1 - Dipstick
- 2 - Fill Plug
- 3 - Drain Plug

Park machine on solid, level surface. Lower equipment to ground. Stop engine.

2. Remove fill plug (2) from top of pump transmission.
3. Remove drain plug (3) from bottom of pump transmission. Allow oil to drain into a container. Dispose of waste properly.
4. Install drain plug.
5. Fill pump transmission with oil. See Pump Drive Gear Case and Transmission Oil. (Section 3-1.)

Item	Measurement	Specification
Pump Drive Gear Case	Capacity	1.0 L 1.1 qt

6.



T145092-UN: Dipstick

LEGEND:

1 - Dipstick

Check oil level on dipstick (1). Oil must be in specified range. If necessary, add more oil.

7. Install fill plug.

KH31969,000001C-19-20150511