



Check the Fuel Filter (F5C Engine)



AGCPTJD0375-UN: F5C Engine



AGCPTJD0376-UN: .

CAUTION:

Never open the fuel system when engine is hot. Handle fuel with care, it is highly flammable. Do not replace fuel filter while smoking or when near open flame or sparks.


1. Loosen drain screw (A).
2. Retighten drain screw (A) as soon as water and sediment deposits have drained out.

If water was present in fuel filter, open fuel tank drain screw (C), located under the lower fuel tank, to bleed accumulated moisture and sediment from the fuel tank. After draining off any water deposits, retighten drain screw (C) until it is hand-tight.


NOTE:

Place a small container under drain screw to catch draining fuel.

Check the Fuel Filter (NEF Engine)



LX211147-UN: NEF Engine



AGCPTJD0376-UN: .

CAUTION:

Never open the fuel system when engine is hot. Handle fuel with care, it is highly flammable. Do not replace fuel filter while smoking or when near open flame or sparks.

1. Loosen drain screw (A).
2. Retighten drain screw (A) as soon as water and sediment deposits have drained out.

If water was present in fuel filter, open fuel tank drain screw (C), located under the lower fuel tank, to bleed accumulated moisture and sediment from the fuel tank. After draining off any water deposits, retighten drain screw (C) until it is hand-tight.

NOTE:

Place a small container under drain screw to catch draining fuel.