



## Jack Up the Tractor - Lifting Points


The illustrations show the recommended lifting points for jacking up the tractor. Use a stable lifting jack with sufficient lifting force. See Specifications and Loads and Weights in Section 150.



LX1054628-UN: Wooden Wedges



LX1054631-UN: With Hydraulic Pick-Up Hitch



LX1054633-UN: Without Hydraulic Pick-Up Hitch


### LEGEND:

1 - Wooden Wedges


A - Raise Rear of Tractor if Equipped with Height-Adjustable Trailer Hitch

F - Raise Rear of Tractor if Equipped with Hydraulic Pick-Up Hitch

***Raise rear of tractor:***



LX1054629-UN: Front Axle




LX1054630-UN: Front Weight

**LEGEND:**

- B - Raise Right End of Axle, e.g. to Remove Right Front Wheel
- C - Raise Center of Axle (Use Wooden Wedges to Prevent Axle from Tilting)
- D - Raise Left End of Axle, e.g. to Remove Left Front Wheel
- E - Raise Front End of Tractor under the Basic Weight

**Raise front of tractor:**

**CAUTION:**



JT07211-UN: JT02043 und JT02044 Support Stands

**LEGEND:**

- JT02043 - Support Stand, 482 to 736 mm (19 to 29 in.)
- JT02044 - Support Stand, 863 to 1117 mm (34 to 44 in.)