


- Disconnect the ECT sensor lead wire coupler ④.



- Disconnect the ignition coil/plug cap lead wire couplers and remove the ignition coils/plug caps. (☞ 2-13 and -14)

CAUTION

- * Do not remove the ignition coil/plug cap before disconnecting its coupler.
- * Do not pry up the ignition coil/plug cap with a screw driver or a bar to avoid its damage.
- * Be careful not to drop the ignition coil/plug cap to prevent its short or open circuit.




- Disconnect the spark plug caps. (☞ 2-13 and -14)




- Disconnect the radiator inlet hose ⑤.



- Remove the rear brake fluid reservoir mounting bolt ⑥.
- Remove the master cylinder cover ⑦.




- Remove the right footrest ⑧.



- Disconnect the starter motor lead wire ⑨.



- Disconnect the oil cooler hose ⑩.



- Remove the oil pressure switch lead wire ⑪.

