


Check Track Frame Pivot Oil Level

1.



T133454B-UN: Left Side Shown

LEGEND:

A - Fill Plug


B - Check Plug

Park the machine on level surface.

2. Remove check plug (B) from track frame pivot cover. Oil level should be at bottom edge of check port.
3. If needed, add oil through fill port (A) until oil flows from check port.
4. Install check plug and fill plug.
5. Repeat steps 2—4 for other side.

CED,OUO1079,568-19-20000817


Replace Air Cleaner Elements



T133182C-UN: Air Cleaner Cover



T133190B-UN: Air Cleaner Primary Element



T133191B-UN: Air Cleaner Secondary Element