

## Disassembly and Assembly

### C4.2 Engine for Caterpillar Built Machines

Media Number -KENR8105-04

Publication Date -01/06/2013

Date Updated -12/06/2013

i02740993

## Alternator - Remove and Install

SMCS - 1405-010

### Removal Procedure

1. Move the battery disconnect switch to the OFF position.





Illustration 1

g01330444

2. Disconnect cable assembly (3).
3. Disconnect harness assemblies (2) and (4) from alternator (1).
4. Disconnect cable assembly (5).
5. Remove bolt (6) and reposition harness assembly (7).




---

Illustration 2

g01330445

6. Remove belt (8). Refer to Operation and Maintenance Manual, "Belts - Inspect/Adjust/Replace".



---

Illustration 3

g01330447

7. Remove bolt (9) from the alternator.

---